

CATALOGUE 09/10

Catalogue issued at May 2009 - Prices are subject to change without notice.



GALVANISED & STAINLESS STEEL
PLEASURE BOAT & SUPERYACHT ANCHORING



14 Paramount Drive - Henderson - New Zealand

Postal Address - PO BOX 104 035 - Lincoln North - Henderson - Auckland 0654 - New Zealand

INDEX

Pleasure boat Anchoring

p.2 Introduction to our pleasure boat anchoring range

Certifications & delivery details

p.3 The Manson Racer Anchor (Aluminium)

p.4 The Manson Supreme Anchor Galvanised & Stainless Steel

p.5 The Manson Plough Anchor Galvanised & Stainless Steel

p.6 The Manson Ray Anchor Galvanised & Stainless Steel

p.7 The Manson Sand Anchor Galvanised & Stainless Steel

Superyacht Anchoring

p.8 Introduction to our Superyacht anchoring range

Proof load testing, certifications & delivery details

p.9 Custom design, sizing & engraving

p.10 Recent projects

p.16 The Manson Plough Anchor Galvanised & Stainless Steel

p.17 The Manson Ray Anchor Galvanised & Stainless Steel

p.18 The Manson Kedge Anchor Galvanised & Stainless Steel

p.19 The Manson Hiding Anchor Galvanised & Stainless Steel

p.20 The Manson Ultimus Anchor Galvanised & Stainless Steel

Pleasure boat Anchoring

INTRODUCTION TO OUR PLEASURE BOAT ANCHORING RANGE

The classification classes we can build to are:

Lloyd's Register
Germanischer Lloyd
ABS
DNV
RINA
Bureau Veritas



Manson Anchors have been supplying anchors to the pleasureboat market since 1972. Anchors are available in both Galvanised execution and also in mirror polished 316L Stainless Steel. Our new Racer anchor is made from high tensile Aluminium. Manson's philosophy is based on an anchor being firstly a safety device, arguably the most important piece of equipment to be on a boat and we here at Manson are all boaters, too. We use the product and take the fact that people choose to put their safety in our hands with the respect that deserves.

CERTIFICATION

Manson boasts Lloyd's Register Type Approval on the Supreme, Ray, Plough anchors in the pleasure boat range. This means that the material we use to build the anchors has to be supplied with material certificates proving it is supplied from Lloyd's Approved Steel Mills. The welders that fabricate the product are all Lloyd's Register ticketed, which means yearly inspections and testing on their welds. It also means that the welding process has been reviewed by the Naval Architects at Lloyd's Register EMEA to ensure our process is as strong as it can be. Overall having type approval from a class society (LR) is the only independent way worldwide to ensure anchors are built to minimum standards and meet minimum requirements. This gives huge peace of mind to the end user.

DELIVERY DETAILS

Manson will deliver all product worldwide. As a general guide, freight costs normally work out to be about 1-2% of order cost (above minimums) when travelling seafreight, and 8-10% when airfreight. All pricing is exclusive of freight charges.

Quotes for freighting will be given in anchor pricing.

Pleasure boat Anchoring

THE MANSON RACER ANCHOR

The Manson Racer is the first anchor on the market specifically tailored for racing yachts of all sizes.

- Made from high tensile aluminium
- Fully welded and anodized ready for use
- Effective anchor with great weight saving potential
- 10 different sizes depending on yacht length
- Great option as a stern anchor
- Reduces weight when bringing anchor onto deck for deploying

STANDARD SIZING IN ALUMINIUM

CODE Aluminium	WEIGHT (lb)	WEIGHT (kg)
R1	2.2lb	1.0kg
R2	2.7lb	1.2kg
R3	3.4lb	1.4kg
R4	6.9lb	3.1kg
R5	8.0lb	3.6kg
R6	10.0lb	4.1kg
R7	0lb	0kg
R8	0lb	0kg
R9	0lb	0kg
R10	0lb	0kg
R11	0lb	0kg
R12	0lb	0kg

RB123 – Racer Bag, sizes 1-3

RB456 – Racer Bag, sizes 4-6

- Bag made from a tough Polyester/nylon with a 600 denier rating
- Foam padded and polyester lined
- Hard wearing carry handle
- Large tooth plastic zip
- Twin internal pockets, one for anchor, one for chain and rode



Pleasure boat Anchoring

THE MANSON SUPREME ANCHOR



Manson now leads the next generation in anchoring technology with the Manson Supreme.

Immediate Set: cuts through weed and grass, sets immediately, typically load bearing in only the length of the anchor itself.

Super High Holding Power: it uses a roll bar to self right, weight and strength can be redistributed into the load-bearing fluke, first production anchor in the world to be certified by Lloyd's Register with SHHP.

Dual Shank Anchoring: the twin slots on the anchor shank enable use in all seabed types. Before anchoring you can switch the anchor mode onto slot that suits the seabed condition best.

STANDARD SIZING IN GALVANISED & STAINLESS STEEL MIRROR POLISHED

NOTE FOR CODES:

Galvanised: **SUP**

SS Mirror Polished: **SSSUP**



GALV



MIRROR

CODE Galvanised / Stainless	WEIGHT (lb)	WEIGHT (kg)
SUP005 / SSSUP005	5lb	2.2kg
SUP010 / SSSUP010	10lb	4.5kg
SUP015 / SSSUP015	15lb	6.7kg
SUP025 / SSSUP025	25lb	11.2kg
SUP035 / SSSUP035	35lb	16kg
SUP045 / SSSUP045	45lb	20kg
SUP060 / SSSUP060	60lb	27kg
SUP080 / SSSUP080	80lb	36kg
SUP100 / SSSUP100	100lb	45kg
SUP125 / SSSUP125	125lb	56kg
SUP150 / SSSUP150	150lb	67kg
SUP175 / SSSUP175	175lb	78kg
SUP225 / SSSUP225	225lb	100kg
SUP275 / SSSUP275	275lb	123kg
SUP325 / SSSUP325	325lb	145kg
SUP400 / SSSUP400	400lb	179kg

Pleasure boat Anchoring

THE MANSON PLOUGH ANCHOR

Plough anchors have been proven extensively across the world since 1972.

- Fantastic all round anchoring
- Hinged shanks improve the scope of movement of chain and weighted tip
- Deliver secure holding in sand, weeds and mud
- Quickly resets in strong wind or current shifts



STANDARD SIZING IN GALVANISED & STAINLESS STEEL MIRROR POLISHED

NOTE FOR CODES:

Galvanised: P

SS Mirror Polished: SSP



GALV



MIRROR

CODE	WEIGHT (lb)	WEIGHT (kg)
Galvanised / Stainless		
P010 / SSP010	10lb	4.5kg
P015 / SSP015	15lb	6.7kg
P020 / SSP020	20lb	8.9kg
P025 / SSP025	25lb	11.2kg
P030 / SSP030	30lb	13kg
P035 / SSP035	35lb	16kg
P040 / SSP040	40lb	18kg
P045 / SSP045	45lb	20kg
P050 / SSP050	50lb	22kg
P060 / SSP060	60lb	27kg
P080 / SSP080	80lb	36kg
P100 / SSP100	100lb	45kg
P120 / SSP120	120lb	54kg
P150 / SSP150	150lb	67kg
P180 / SSP180	180lb	80kg
P200 / SSP200	200lb	89kg

Note: Larger sizes available up to 1000kg in Superyacht section.

Pleasure boat Anchoring

THE MANSON RAY ANCHOR

Very quick to set, the Ray anchor is well suited to rapid deployment and 'no fuss' anchoring. It's especially useful when anchoring in crowded anchorages when limited space is a factor.

- Performs in sand and mud
- Usually sets in just the length of the anchor
- Fabricated from steel plate not cast, enabling a consistent quality of steel used in the manufacturing process



STANDARD SIZING IN GALVANISED & STAINLESS STEEL MIRROR POLISHED

NOTE FOR CODES:

Galvanised: **RAY**

SS Mirror Polished: **SSRAY**



CODE		WEIGHT (lb)	WEIGHT (kg)
Galvanised / Stainless			
RAY10	/ SSRAY10	22lb	10kg
RAY15	/ SSRAY15	34lb	15kg
RAY20	/ SSRAY20	45lb	20kg
RAY25	/ SSRAY25	56lb	25kg
RAY30	/ SSRAY30	67lb	30kg
RAY35	/ SSRAY35	78lb	35kg
RAY40	/ SSRAY40	90lb	40kg
RAY50	/ SSRAY50	112lb	50kg
RAY65	/ SSRAY65	146lb	65kg
RAY80	/ SSRAY80	179lb	80kg

Note: Larger sizes available up to 1000kg in Superyacht section.

Pleasure boat Anchoring

THE MANSON SAND ANCHOR

Manson Sand anchors are a cost effective anchoring solution.

- Best suited for day or launch pick anchoring
- Lies flat for easier stowage
- Will work on all seabed types
- Quick setting

NOTE FOR CODES:

Galvanised: **S**

SS Mirror Polished: **SSs**

SS Glass Bead Blast: **SSsB**



GALV



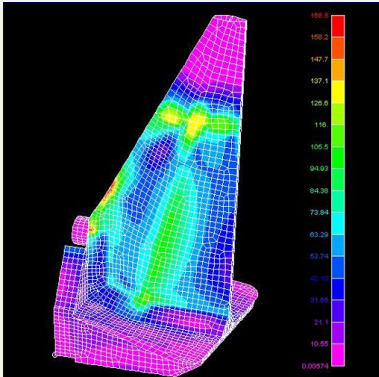
GLASS

STANDARD SIZING IN GALVANISED,
STAINLESS STEEL MIRROR POLISHED
& STAINLESS STEEL GLASS BEAD BLAST

CODE	WEIGHT (lb)	WEIGHT (kg)
Galvanised / Stainless		
3s / SS3s	4lb	1.9kg
4s / SS4s	6lb	2.5kg
6s / SS6s	8lb	3.5kg
8s / SS8s	9lb	4.1kg
10s / SS10s	14lb	6.1kg
13s / SS13s	17lb	7.7kg
18s / SS18s	21lb	9.5kg
22s / SS22s	30lb	13.2kg
30s / SS30s	36lb	16kg
40s / SS40s	56lb	25kg
50s / SS50s	78lb	35kg
60s / SS60s	101lb	45kg
80s / SS80s	134lb	60kg
100s / SS100s	179lb	80kg
125s / SS125s	224lb	100kg

Superyacht Anchoring

INTRODUCTION TO OUR SUPERYACHT ANCHORING RANGE



Manson Anchors have been supplying anchors to the Superyacht market since the late 1980's. Manson boasts six different Lloyd's Register type approved Superyacht anchoring solutions. Anchors are available in galvanised execution all built from Lloyd's Register minimum Grade A steel. They are also available in mirror polished and glass bead blasted stainless steel from either 316L (1.4404) or SAF2205 (1.4462) material grades. Anchors are available in sizes from 50-4300kg.

PROOF LOAD TESTING



All anchors to be supplied for class vessels need to have individual proof testing, weld inspections and individual stamping supplied with certificates. For this, surveyors from the relevant class society must visit and conduct all testing on site at our facility. We have a fully certified inhouse hydraulic test jig to conduct all our testing on.

CERTIFICATIONS

Manson is able to manufacture both stainless steel and galvanised anchors to all major classification details. Pricing for certification varies on each anchor and subsequently all enquiries will be attended to on a case by case basis.


The classification classes we can build to are:

Lloyd's Register
Germanischer Lloyd
ABS
DNV
RINA
Bureau Veritas

DELIVERY DETAILS

Manson will deliver all product worldwide. As a general guide, freight costs normally work out to be about 1-2% of order cost (above minimums) when travelling seafreight, and 8-10% when airfreight. All pricing is exclusive of freight charges.

Quotes for freighting will be given in anchor pricing.



Superyacht Anchoring



CUSTOM DESIGN & MANUFACTURING

Custom anchors can be made on application. Costs vary depending on the extent of the modification involved, but we can generally accommodate most requests. Please contact head office for information on custom work.

CUSTOM SIZING

The sizing charts illustrated in this catalogue are intended as a guide for our most frequent items. In reality we manufacture Plough, Supreme, Ray, Kedge, Hiding and Ultimus anchors in any size stipulated in design requirements. Because each item is custom manufactured we can make modifications to the standard sizing if requested.

All our anchors, except our SHHP Supreme, are classed as HHP and can be certified to all major classification societies (Lloyd's Register, GL, ABS, DNV, RINA and BV).


CAD drawings are available for sizing and design work. Please contact head office to obtain drawings.

Manson fabricate all our product from Lloyd's Register approved plate steel, the same shapes and sizes are produced whether the anchors are galvanised or stainless. Production builders find this particularly useful when offering stainless as an optional upgrade, as no modifications to the anchor pocket and hawse pipe are necessary.

To find out more about custom product please send an email to custom@mansonanchors.com

PERSONALISATION & ENGRAVING

Anchors can be personalised by stamping the vessels name onto the shank. For more information on this service and costs involved, please contact head office.



Superyacht Anchoring

RECENT PROJECTS

Yard: Undisclosed

Project: Undisclosed

Length: Undisclosed

Yacht type: Motoryacht

Class: Lloyd's Register

Anchor type: Hiding

Anchor material : 316L SS

Material finish: Mirror Polish
in progress

Anchor delivery: in progress



Superyacht Anchoring

RECENT PROJECTS

Yard: Royal de Vries Aalsmeer

Project: Undisclosed

Length: Undisclosed

Yacht type: Motoryacht

Class: Lloyd's Register

Anchor type: Kedge

Anchor material: 316L SS

Material finish: Mirror Polish

Anchor delivered: July 2008



Yard: De Vries Makkum

Project: Undisclosed

Length: Undisclosed

Yacht type: Motoryacht

Class: Lloyd's Register

Anchor type: Kedge

Anchor material: 316L SS

Material finish: Mirror Polish

Anchor delivered: May 2008



Superyacht Anchoring

RECENT PROJECTS

Yard: Benetti

Project: SY Beverley

Length: 35m - 125ft

Yacht type: Motoryacht

Class: Lloyd's Register

Anchor type: Kedge

Anchor material: 316L SS

Material finish: Mirror Polish

Anchor delivered: Aug 2007



Yard: Delta Marine

Project: Laurel

Length: 73m - 240ft

Yacht type: Motoryacht

Class: Lloyd's Register

Anchor type: Kedge

Anchor material: 316L SS

Material finish: Glass blasted

Anchor delivered: Jan 2007



Superyacht Anchoring

RECENT PROJECTS

Yard: Pomerania (Refit)

Project: Tosca IV

Length: 64.5m - 215ft

Yacht type: Motoryacht

Class: DNV

Anchor type: Kedge

Anchor material: 316L SS

Material finish: Mirror Polish

Anchor delivered: 2004



Yard: Nedship Group

Project: Motoryacht Dream

Length: Undisclosed

Yacht type: Motoryacht

Class: Lloyd's Register

Anchor type: Ultimur

Anchor material: 316L SS

Material finish: Mirror Polish

Anchor delivered: March 2009



Superyacht Anchoring

RECENT PROJECTS

Lloyd's Register Testing
Anchor type: Ultimus
Anchor material: 316L SS
Size: 1.530Kg



Yard: Derecktor
Project: Gemini
Length: 44m - 145ft

Yacht type: Catamaran
Class: BV
Anchor type: Plough

Anchor material: 316L SS
Material finish: Mirror Polish
Anchor delivered: June 2007



Military Anchoring

RECENT PROJECTS

Yard: Intermarine SRL

Project: Finnish Naval vessel

Length: Undisclosed

Yacht type: Minesweepers

Class: RINA

Anchor type: Ray

Anchor material: Antimagnetic
316L SS

Material finish: Glass blasted

Anchor delivered: Nov.2008



Superyacht Anchoring

THE MANSON PLOUGH ANCHOR



Plough anchors have been proven extensively across the world since 1972.

- Fantastic all round anchoring
- Hinged shanks improve the scope of movement of chain and weighted tip
- Deliver secure holding in sand, weeds and mud
- Quickly resets in strong wind or current shifts

STANDARD SIZING IN GALVANISED,
STAINLESS STEEL MIRROR POLISHED
& STAINLESS STEEL GLASS BEAD BLAST



CODE	WEIGHT (lb)	WEIGHT (kg)
Galvanised / Stainless		

P200 / SSP200	200lb	89kg
P225 / SSP225	225lb	100kg
P250 / SSP250	250lb	112kg
P300 / SSP300	300lb	134kg
P350 / SSP350	350lb	156kg
P400 / SSP400	400lb	179kg
P450 / SSP450	450lb	201kg
P500 / SSP500	500lb	223kg
P550 / SSP550	550lb	246kg
P600 / SSP600	600lb	268kg
P650 / SSP650	650lb	290kg
P700 / SSP700	700lb	313kg
P750 / SSP750	750lb	335kg
P800 / SSP800	800lb	357kg
P850 / SSP850	850lb	379kg
P900 / SSP900	900lb	402kg
P1000 / SSP1000	1000lb	446kg
P1100 / SSP1100	1100lb	491kg
P1200 / SSP1200	1200lb	536kg
P1300 / SSP1300	1300lb	580kg
P1400 / SSP1400	1400lb	625kg
P1500 / SSP1500	1500lb	670kg
P1750 / SSP1750	1750lb	781kg
P2000 / SSP2000	2000lb	893kg

NOTE FOR CODES:

Galvanised: P

SS Mirror Polished: SSP

SS Glass Bead Blast: SSPB



GALV



MIRROR

Superyacht Anchoring

THE MANSON RAY ANCHOR



Very quick to set, the Ray anchor is well suited to rapid deployment and 'no fuss' anchoring. It's especially useful when anchoring in crowded anchorages when limited space is a factor.

- Performs in sand and mud
- Usually sets in just the length of the anchor
- Fabricated from steel plate not cast, enabling a consistent quality of steel used in the manufacturing process

STANDARD SIZING IN GALVANISED,
STAINLESS STEEL MIRROR POLISHED
& STAINLESS STEEL GLASS BEAD BLAST

NOTE FOR CODES:

Galvanised: **RAY**

SS Mirror Polished: **SSRAY**

SS Glass Bead Blast: **SSRAYB**



GALV



MIRROR

CODE	WEIGHT (lb)	WEIGHT (kg)
Galvanised / Stainless		
RAY80 / SSRAY80	179lb	80kg
RAY100 / SSRAY100	224lb	100kg
RAY120 / SSRAY120	269lb	120kg
RAY150 / SSRAY150	336lb	150kg
RAY175 / SSRAY175	392lb	175kg
RAY200 / SSRAY200	448lb	200kg
RAY250 / SSRAY250	560lb	250kg
RAY300 / SSRAY300	672lb	300kg
RAY350 / SSRAY350	784lb	350kg
RAY400 / SSRAY400	896lb	400kg
RAY450 / SSRAY450	1008lb	450kg
RAY500 / SSRAY500	1120lb	500kg
RAY600 / SSRAY600	1344lb	600kg
RAY700 / SSRAY700	1568lb	700kg
RAY800 / SSRAY800	1792lb	800kg

THE MANSON KEDGE ANCHOR

Ideal for larger craft and specified by many of the world's finest Superyachts, the Manson Kedge anchor is manufactured within exacting standards.


- Performs exceptionally well on larger vessels
- Impressive looking when stowed in pockets
- Classed as HHP, tested all around the world
- Offers exceptional holding in a variety of conditions

NOTE FOR CODES:

Galvanised: **D**

SS Mirror Polished: **SSD**

SS Glass Bead Blast: **SSDB**



GALV



MIRROR

CODE	WEIGHT (lb)	WEIGHT (kg)
Galvanised / Stainless		
D50 / SSD50	112lb	50kg
D75 / SSD75	168lb	75kg
D100 / SSD100	224lb	100kg
D125 / SSD125	280lb	125kg
D150 / SSD150	336lb	150kg
D175 / SSD175	392lb	175kg
D200 / SSD200	448lb	200kg
D225 / SSD225	504lb	225kg
D250 / SSD250	560lb	250kg
D275 / SSD275	616lb	275kg
D300 / SSD300	672lb	300kg
D350 / SSD350	784lb	350kg
D400 / SSD400	896lb	400kg
D450 / SSD450	1008lb	450kg
D500 / SSD500	1120lb	500kg
D585 / SSD585	1310lb	585kg
D675 / SSD675	1512lb	675kg
D765 / SSD765	1714lb	765kg
D855 / SSD855	1915lb	855kg
D970 / SSD970	2173lb	970kg
D1080 / SSD1080	2419lb	1080kg
D1195 / SSD1195	2677lb	1195kg
D1305 / SSD1305	2923lb	1305kg
D1440 / SSD1440	3226lb	1440kg
D1575 / SSD1575	3528lb	1575kg
D1710 / SSD1710	3830lb	1710kg
D1845 / SSD1845	4133lb	1845kg
D1980 / SSD1980	4435lb	1980kg
D2140 / SSD2140	4794lb	2140kg
D2295 / SSD2295	5141lb	2295kg
D2475 / SSD2475	5544lb	2475kg
D2655 / SSD2655	5947lb	2655kg
D2835 / SSD2835	6350lb	2835kg
D3040 / SSD3040	6810lb	3040kg
D3240 / SSD3240	7258lb	3240kg
D3445 / SSD3445	7717lb	3445kg
D3670 / SSD3670	8221lb	3670kg
D3940 / SSD3940	8826lb	3940kg
D4210 / SSD4210	9430lb	4210kg
D4500 / SSD4500	10080lb	4500kg

THE MANSON HIDING ANCHOR

The Manson Hiding Anchor has just been launched. It has been developed to be both a flush fitting pocket anchor with a polished closing plate and also a specifically designed underhull submarine anchor. This means it has been designed to be deployed via a wetbox from the base of the hull for the clean look on the hull. The Hiding Anchor is Lloyd's Register Type Approved as High Holding Power (HHP).

NOTE FOR CODES:

Galvanised: **HID**

SS Mirror Polished: **SSHID**

SS Glass Bead Blast: **SSHIDB**



under construction

CODE	WEIGHT (lb)	WEIGHT (kg)
Galvanised / Stainless		
HID50 / SSHID50	112lb	50kg
HID75 / SSHID75	168lb	75kg
HID100 / SSHID100	224lb	100kg
HID125 / SSHID125	280lb	125kg
HID150 / SSHID150	336lb	150kg
HID175 / SSHID175	392lb	175kg
HID200 / SSHID200	448lb	200kg
HID225 / SSHID225	504lb	225kg
HID250 / SSHID250	560lb	250kg
HID275 / SSHID275	616lb	275kg
HID300 / SSHID300	672lb	300kg
HID350 / SSHID350	784lb	350kg
HID400 / SSHID400	896lb	400kg
HID450 / SSHID450	1008lb	450kg
HID500 / SSHID500	1120lb	500kg
HID585 / SSHID585	1310lb	585kg
HID675 / SSHID675	1512lb	675kg
HID765 / SSHID765	1714lb	765kg
HID855 / SSHID855	1915lb	855kg
HID970 / SSHID970	2173lb	970kg
HID1080 / SSHID1080	2419lb	1080kg
HID1195 / SSHID1195	2677lb	1195kg
HID1305 / SSHID1305	2923lb	1305kg
HID1440 / SSHID1440	3226lb	1140kg
HID1575 / SSHID1575	3528lb	1575kg
HID1710 / SSHID1710	3830lb	1710kg
HID1845 / SSHID1845	4133lb	1845kg
HID1980 / SSHID1980	4435lb	1980kg
HID2140 / SSHID2140	4794lb	2140kg
HID2295 / SSHID2295	5141lb	2295kg
HID2475 / SSHID2475	5544lb	2475kg
HID2655 / SSHID2655	5947lb	2655kg
HID2835 / SSHID2835	6350lb	2835kg
HID3040 / SSHID3040	6810lb	3040kg
HID3240 / SSHID3240	7258lb	3240kg
HID3445 / SSHID3445	7717lb	3445kg
HID3670 / SSHID3670	8221lb	3670kg
HID3940 / SSHID3940	8826lb	3940kg
HID4210 / SSHID4210	9430lb	4210kg
HID4500 / SSHID4500	10080lb	4500kg

THE MANSON ULTIMUS ANCHOR

The Ultimus anchor provides an economical solution for larger vessels. Ideal for workboats and commercial vessels that want a robust solution that meets the tough demands of the seabed.

- Lloyd's Register Approved as HHP from 50kg to 4500kg
- Can be certified to all class societies

NOTE FOR CODES:

Galvanised: **ULT**

SS Mirror Polished: **SSULT**

SS Glass Bead Blast: **SSULTB**



MIRROR

CODE	WEIGHT (lb)	WEIGHT (kg)
Galvanised / Stainless		
ULT50 / SSULT50	112lb	50kg
ULT75 / SSULT75	168lb	75kg
ULT100 / SSULT100	224lb	100kg
ULT125 / SSULT125	280lb	125kg
ULT150 / SSULT150	336lb	150kg
ULT175 / SSULT175	392lb	175kg
ULT200 / SSULT200	448lb	200kg
ULT225 / SSULT225	504lb	225kg
ULT250 / SSULT250	560lb	250kg
ULT275 / SSULT275	616lb	275kg
ULT300 / SSULT300	672lb	300kg
ULT350 / SSULT350	784lb	350kg
ULT400 / SSULT400	896lb	400kg
ULT450 / SSULT450	1008lb	450kg
ULT500 / SSULT500	1120lb	500kg
ULT585 / SSULT585	1310lb	585kg
ULT675 / SSULT675	1512lb	675kg
ULT765 / SSULT765	1714lb	765kg
ULT855 / SSULT855	1915lb	855kg
ULT970 / SSULT970	2173lb	970kg
ULT1080 / SSULT1080	2419lb	1080kg
ULT1195 / SSULT1195	2677lb	1195kg
ULT1305 / SSULT1305	2923lb	1305kg
ULT1440 / SSULT1440	3226lb	1140kg
ULT1575 / SSULT1575	3528lb	1575kg
ULT1710 / SSULT1710	3830lb	1710kg
ULT1845 / SSULT1845	4133lb	1845kg
ULT1980 / SSULT1980	4435lb	1980kg
ULT2140 / SSULT2140	4794lb	2140kg
ULT2295 / SSULT2295	5141lb	2295kg
ULT2475 / SSULT2475	5544lb	2475kg
ULT2655 / SSULT2655	5947lb	2655kg
ULT2835 / SSULT2835	6350lb	2835kg
ULT3040 / SSULT3040	6810lb	3040kg
ULT3240 / SSULT3240	7258lb	3240kg
ULT3445 / SSULT3445	7717lb	3445kg
ULT3670 / SSULT3670	8221lb	3670kg
ULT3940 / SSULT3940	8826lb	3940kg
ULT4210 / SSULT4210	9430lb	4210kg
ULT4500 / SSULT4500	10080lb	4500kg